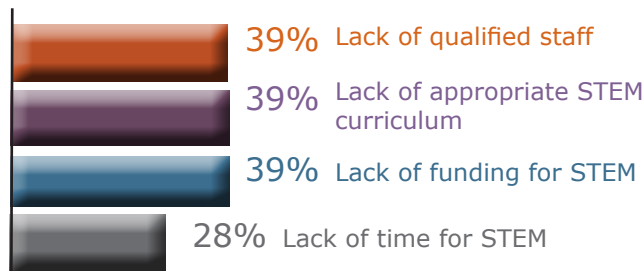


STEM BEYOND - THE - BELL

Informal STEM By the Numbers

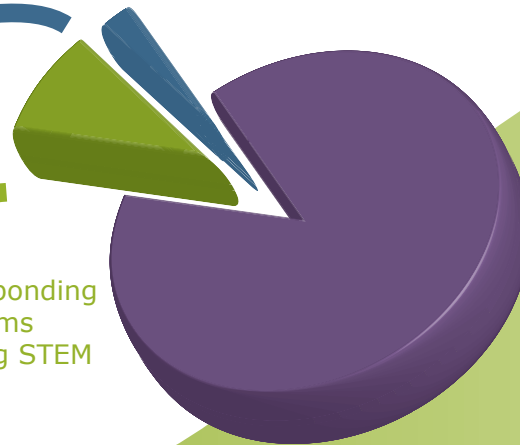
In 2014, OregonASK and the Afterschool Alliance surveyed out-of-school programs across Oregon. Of the approximately 750 known out-of-school time programs in the state, 11% (84 programs) responded to a detailed survey about the role of STEM in their programs. Of the 84 programs, 18 programs do not offer STEM and 66 do offer STEM. The 84 responding programs represent nearly **400 program sites across Oregon.**

Of the programs not offering STEM, the top cited barriers to offering STEM were:



18 responding programs not offering STEM

66 responding programs offering STEM



Where

Each of Oregon's 36 counties is served by **at least one** of the responding programs that offer STEM. **Ten or more** of the programs offer STEM in each of these counties:

Clackamas
Deschutes
Lane
Marion
Multnomah
Washington

67% of reported STEM programs deliver programming in a school



25% deliver programming at a community center



25% deliver programming in a science center, library, or museum

17% deliver programming in a recreation center

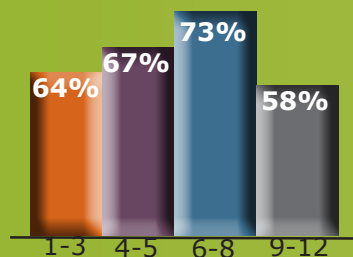
13% deliver programming at a university



Among the responding programs that do offer STEM:

Who

Responding STEM programs provided for many grade levels



→ 67% and 50% of programs report females and underrepresented ethnicities, respectively, as target demographics

What

S 55% report that they mostly focus on science
T 36% mostly focus on technology
E 41% mostly focus on engineering
M 21% mostly focus on math

→ 57% report that they "always" or "often" integrate the four aspects of STEM

When

80% of responding STEM programs offer programming during afterschool hours



70% offer programming during the summer



39% offer programming on the weekends

