

YOU'VE COLLECTED
YOUTH VOICE
NOW WHAT?

AGENDA



01. Youth Brainstorming Sheets
02. Elementary Student
Advisory Team
03. Other Ideas from YLC!


YOUTH BRAINSTORMING SHEETS




Share with ALL staff
(Admin/teachers/ASP staff)

Discuss results during your site level/advisory team meetings


Develop club schedules based on their responses



HELLO



Start a Student Advisory Team




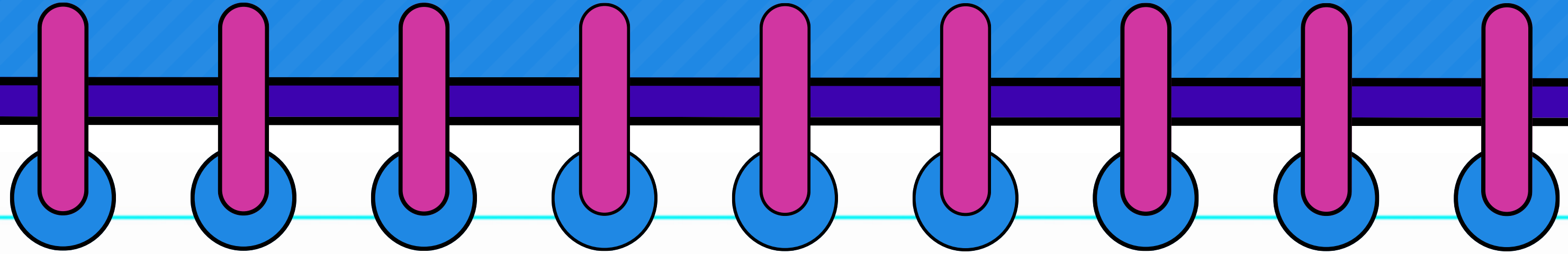
WHY?

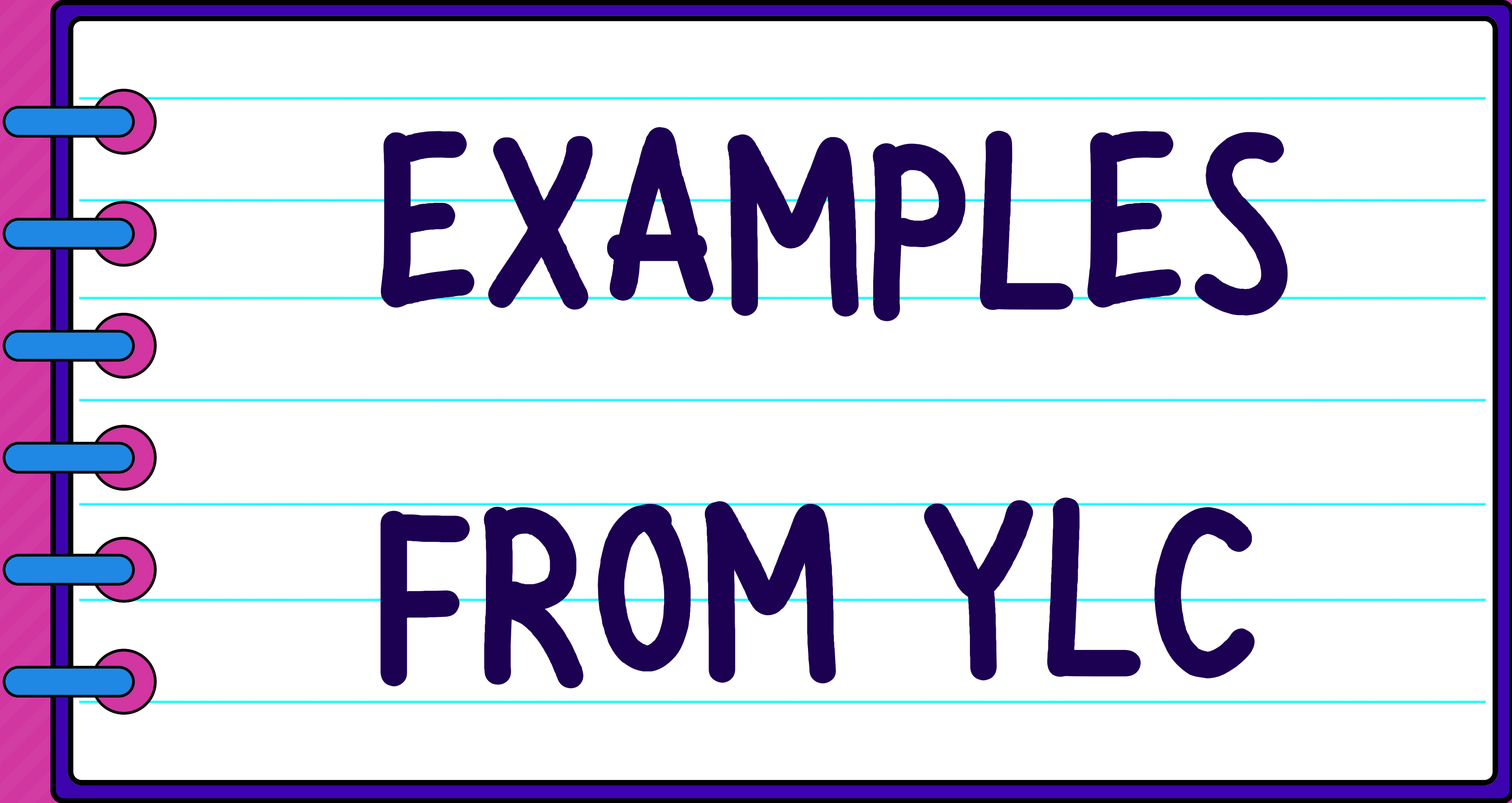
- Students give ideas on clubs and activities they like
- Get voice from other students
- Help lead and take ownership of the program

HOW IT WORKS

1. Create a 1 page application- send home with all students in your program.
2. Review packet







EXAMPLES

FROM YLC

"OUR STUDENTS ARE BUBBLING WITH IDEAS"

- 2nd through 4th graders
- In pairs, brainstorm about things they want to teach to their peers
- High school staff help students lead these activities throughout the semester



Taylor B., Valentine

"IF OUR ACTIVITES AREN'T INTERESTING, THEY WON'T PARTICIPATE!"




- Brainstorm ideas with youth about what they want to see in the program (clubs, activities)
- Have students vote on the ideas to select the club/activity for next week.



Kennedie G., Alliance



Haylee J., Mitchell



THANK YOU!

Alana Pearson apearson@nebraskachildren.org

Lauren Clark lclark@nebraskachildren.org